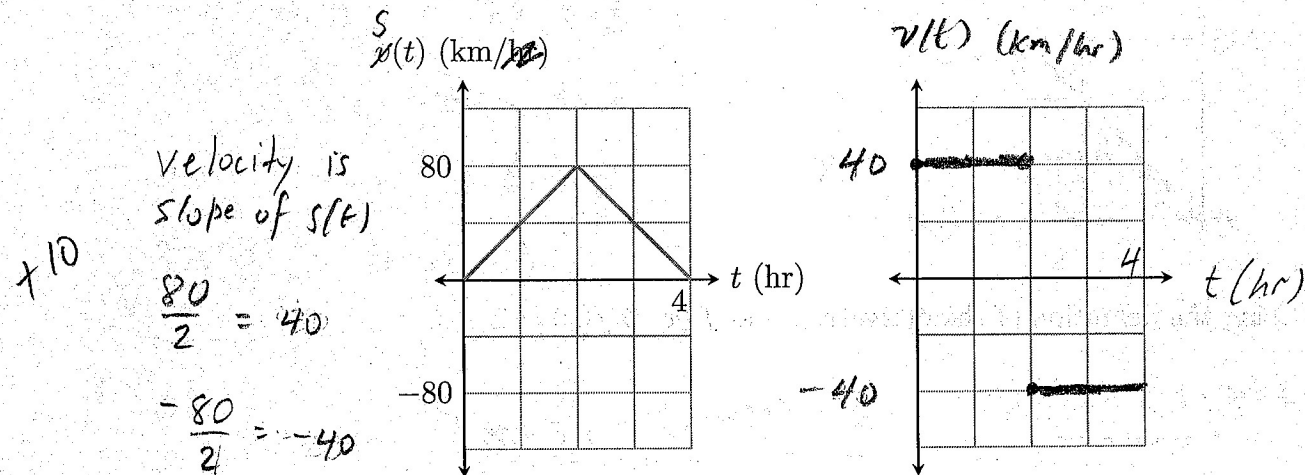
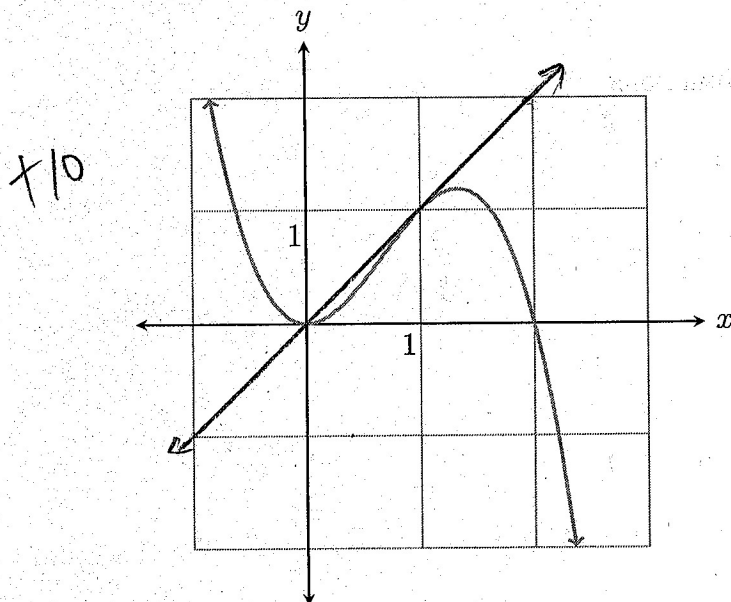


1. You are given a displacement graph below. Draw the corresponding velocity graph on the blank grid. Label axes carefully!



Write a brief sentence describing this journey.

2. Below is a graph of the function $f(x) = 2x^2 - x^3$. Find an equation of the tangent line in the form $y = mx + b$ at $x = 1$. You can use the graph to verify your answer, but you have to use calculus to find the equation. You may use the fact that $f'(x) = 4x - 3x^2$.



$$\text{slope} = f'(1) = 4(1) - 3 \cdot 1^2$$

$$= 1$$

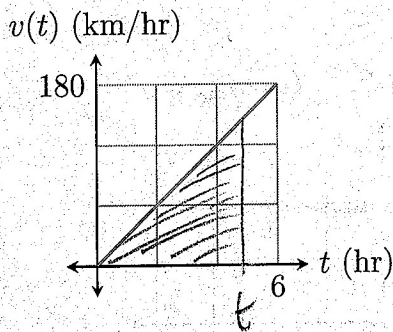
$$f(1) = 2 \cdot 1^2 - 1^3 = 1$$

$$y - 1 = 1 \cdot (x - 1)$$

$$y = x$$

3. Below is a graph of a velocity curve. Find an equation for the displacement curve.

+10



$$v(t) = \frac{180}{6}t + 0 = 30t$$

$$s(t) = \text{Area under } v(t)$$

$$= \frac{1}{2}bh$$

$$= \frac{1}{2} \cdot t \cdot 30t = 15t^2$$

4. Using the definition of the derivative, find $f'(x)$ if $f(x) = 2 - x$.

+10

$$\frac{f(x+h) - f(x)}{h} = \frac{2 - (x+h) - (2-x)}{h}$$

$$= \frac{2 - x - h - 2 + x}{h} = \frac{-h}{h} = -1$$

$$f'(x) = \lim_{h \rightarrow 0} (-1) = -1$$

5. Find the derivatives of the following functions.

+8

$$(a) h(x) = x\sqrt{x} = x^1 \cdot x^{\frac{1}{2}} = x^{\frac{3}{2}}$$

$$h'(x) = \frac{3}{2}x^{\frac{3}{2}-1} = \frac{3}{2}x^{\frac{1}{2}} = \frac{3}{2}\sqrt{x}$$

$$(b) h(x) = x \sin(x)$$

+9

$$f(x) = x$$

$$f'(x) = 1$$

$$g(x) = \sin(x)$$

$$g'(x) = \cos(x)$$

$$h'(x) = f(x)g'(x) + g(x)f'(x)$$

$$= x \cdot \cos(x) + \sin(x) \cdot 1$$

$$= x \cos(x) + \sin(x)$$

+9

$$(c) \quad h(x) = \frac{\cos(x)}{x^2} \quad f(x) = \cos(x) \quad f'(x) = -\sin(x)$$

$$g(x) = x^2 \quad g'(x) = 2x$$

$$h'(x) = \frac{g(x)f'(x) - f(x)g'(x)}{g(x)^2}$$

$$= \frac{x^2(-\sin(x)) - \cos(x) \cdot 2x}{(x^2)^2}$$

$$= \frac{-x^2 \sin(x) - 2x \cos(x)}{x^4} = \frac{x(-x \sin(x) - 2 \cos(x))}{x^4}$$

$$= \frac{-x \sin(x) - 2 \cos(x)}{x^3}$$

+9

$$(d) \quad h(x) = \sin(x^2 - 1)$$

$$f(x) = \sin(x) \quad f'(x) = \cos(x)$$

$$g(x) = x^2 - 1 \quad g'(x) = 2x$$

$$f'(g(x))g'(x) = \cos(g(x)) \cdot 2x$$

$$= 2x \cos(x^2 - 1)$$

6. Suppose $f(x) = \cos(x) - x^5$. Find $f''(x)$.

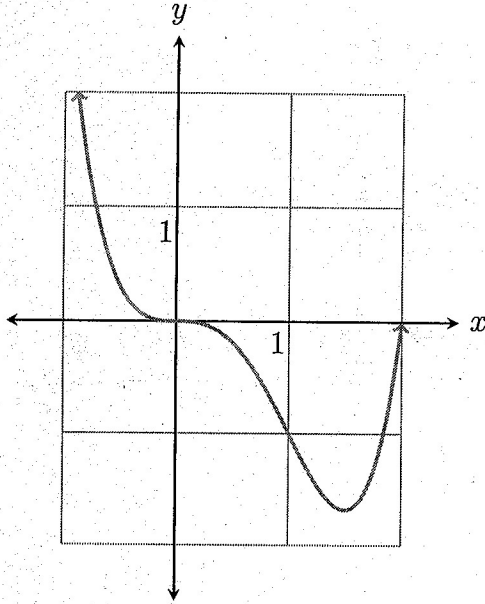
+9

$$f'(x) = -\sin(x) - 5x^4$$

$$f''(x) = -\cos(x) - 20x^3$$

7. Below is a graph of $f(x) = x^4 - 2x^3$. You are given that $f'(x) = 4x^3 - 6x^2$ and $f''(x) = 12x^2 - 12x$. By making the appropriate sign chart, find all inflection points on this curve.

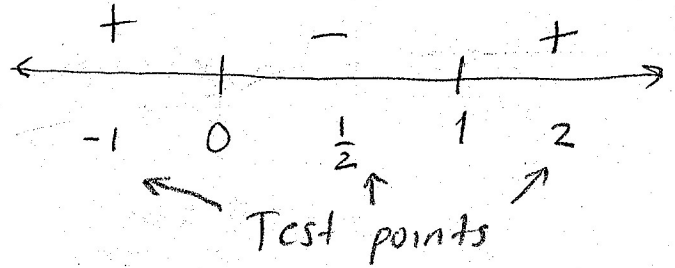
110



$$f''(x) = 12x^2 - 12x = 0$$

$$12x(x - 1) = 0$$

$$x = 0 \quad x = 1$$



$$f''(-1) = 12(-1)^2 - 12(-1) = 24 > 0$$

$$f''\left(\frac{1}{2}\right) = 12\left(\frac{1}{2}\right)^2 - 12\left(\frac{1}{2}\right) = -3 < 0$$

$$f''(2) = 12(2^2) - 12(2) = 24 > 0$$

Concavity changes so inflection points

at $(0,0)$ and $(1,-1)$.

For points

$$f(0) = 0^4 - 2 \cdot 0^3 = 0$$

$$f(1) = 1^4 - 2(1^3) = -1$$

8. Fill in the blanks with either $f(x)$, $f'(x)$, or $f''(x)$.

76

(a) To make a sign chart to find inflection points, we use $f''(x)$.

(b) To find the y -value for a local minimum, we use $f(x)$.

(c) To find where a function is increasing or decreasing, we use $f'(x)$.